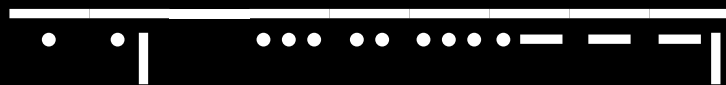




Product

IP System®



IP System® is the first linear light system for outdoor and humid environments with two independent electrical circuits, one dedicated to supply the linear rod composed of a silicone rod and the other one dedicated to supply all the additional plug-in luminaires.



Spa and wellness center

Porches, outside areas and roof gardens

Wineries

...and also indoors generally

IP System® Linear lighting system plug-in IP54

IP SYSTEM® is the first innovative dual power light system for outdoor environment IP54. It is an IP rated system composed by a silicone rod (general lighting) and a number of additional luminaires (spot light for accent lighting, downlights and pendant for wider beam effects). The additional luminaires are connected to the rod through an innovative plug-in electrical and mechanical connection, which guarantees a high protection level on all products. IP System® can be used in any environment, from typical outdoor application (gazebos and pergolas) to indoor humid environments (wellness, SPA and wineries). Its elegant design in surface mounted version, recessed or suspended version, leads IP System® to be perfectly used also in normal indoor application even where the IP rating is not required. IP System® has two 24V independent electrical circuits: one dedicated to supply the silicone rod and the other one dedicated to supply all the additional plug-in luminaires. The latter in combination with single-control plug-in products, allow you to create endless scenarios. Remote dimmable power supplies allow accurate light management.

TECHNICAL DESCRIPTION

Highlighter lighting rod supplied with 5,0m silicone 4-poles cable for two independent electrical circuits: one to supply the light rod and the other specifically dedicated to supply the plug-in fixtures. Continuous light source made of co-extruded opal silicone.

PROTECTION CLASS

LIGHTING SYSTEM IP SYSTEM: IP54
PLUG-IN FIXTURES: IP65

The lighting rod Highlighter without plug-in products installed guarantees an IP65 protection rating.

The lighting rod Highlighter with plug-in fixtures installed and never removed guarantees an IP65 protection rating.

The lighting rod HIGHLIGHTER, after installation, removal and repositioning of plug-in fixtures, guarantees an IP54 protection rating.

PATENTED
REGISTERED DESIGN
REGISTERED TRADEMARK

ISOLATION CLASS CLASS III ⚡

MECHANICAL RESISTANCE IK08 HIGHLIGHTER IK07 PLUG-IN FIXTURES

Remote power supply 24Vdc not included.

The overall consumption of the plug-in fixtures on each lighting rod HIGHLIGHTER (regardless of its length 1, 2, 3 or 4m) must not exceed 60W.

The lighting rod Highlighter can be shortened every 5cm on request with a surcharge (this process must be carried out exclusively by SIMES).

COLORS HIGHLIGHTER SURFACE, SUSPENDED AND PLUG-IN:

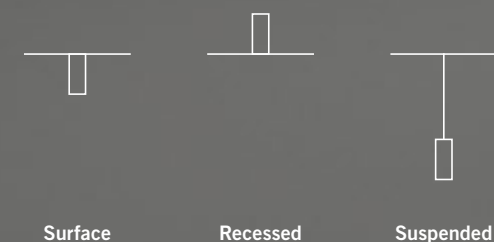
.01 White

.09 Black

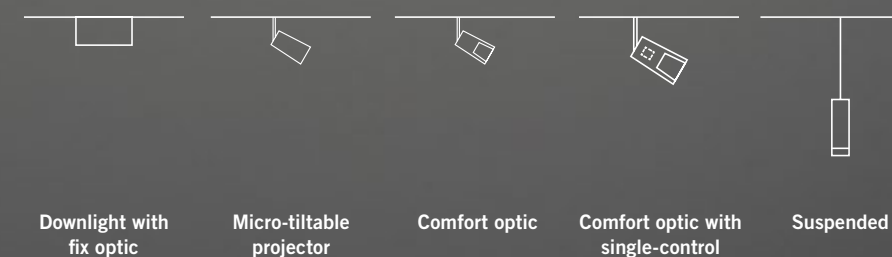
COLOR HIGHLIGHTER RECESSED:

.09 Black

1. HIGHLIGHTER INSTALLATION



2. PLUG-IN FIXTURES



Linking indoor and outdoor

IP System® enriches the architectural project with a new lighting expressions, with a high grade of aesthetic, together with the exclusive capability to maintain the same design language that goes from in - to - out, and vice-versa with a great flexibility.

Electrical plug-in connection

IP System® has been patented for its special electrical connection that allows the installation of plug-in products anywhere in the system and their possible repositioning.

FINGER plug-in



CEILING plug-in



FLOWER 35 COMFORT plug-in



FLOWER ZOOM 60 COMFORT plug-in with individual control



HIGHLIGHTER



TRENDY plug-in



FLOWER 35 plug-in



FLOWER ZOOM 60 plug-in




The mechanical and electrical connection of all plug-in products to the light rod is via a double installation process:

- The **two metal clips** hook the black anodised aluminium profile externally and permanently ensure the product plug-in to the light rod;
- The **four pins**, necessary for the 24V electrical connection, pierce the silicone strip housed in the profile and intercept a dedicated line that has an independent power line from the rod itself.


The **painted aluminium side covers** complete the fixture by hiding the fastening clips external to the profile. The **end caps** create an aesthetic and functional closure as they become an additional safety element for the joining of the components.

Separate lighting and dimming




The presence of two separate and independent power supply lines, one for the supply of the light rod (Highlighter) and the other specifically dedicated to the supply of the plug-in fixtures, allows the two different elements to be either switched or dimmed separately. It will then be possible to create different scenarios and vary them according to the applications.

IP System® therefore needs two separate power supplies both remote (dimnable or ON-OFF), one to control the light rod and one to power the plug-in products. The intensity of the light emitted may be modulated thanks to the possibility of wiring with dimmable 24V remote power supplies.




General lighting

The lighting and dimming of the sole Highlighter rod, creates a uniform and diffused lighting suitable for, as example, to perform functional and work activities.



Accent lighting

The lighting and dimming of space-oriented plug-in products alone, creates a theatrical and emotional atmosphere that focuses on specific details.



General and accent lighting

The simultaneous lighting and dimming of Highlighter and plug-in products creates a balance between the two types of lighting and dampens the contrasts of light and shade produced by the plug-in luminaires.

IP System® Surface

Highlighter surface

Black anodized extruded aluminium body 1, 2, 3 or 4m long to be fixed on the surface and painted aluminium side covers.



Flower 35 plug-in



Ceiling 2 LED plug-in



Trendy plug-in



Flower ZOOM 60 comfort plug-in with individual control

IP System® Recessed

Highlighter recessed

Black anodized extruded aluminium body 1 or 2m long. Provided with anodized aluminium housing to be recessed in plasterboard or Aquapanel® panels.



Trendy plug-in



Flower ZOOM 60 comfort plug-in



Finger plug-in




Ceiling 4 LED plug-in

IP System® Suspended

Highlighter suspended

Black anodized extruded aluminium body 2m long, painted aluminium side covers and 1,5m adjustable steel suspension cable. In single-emission version with Highlighter light directed downwards or in bi-emission version with Highlighter light directed one down and one up. The control of the two Highlighters is independent.



Ceiling 4 LED plug-in



Flower ZOOM 60 plug-in



Flower 35 comfort plug-in



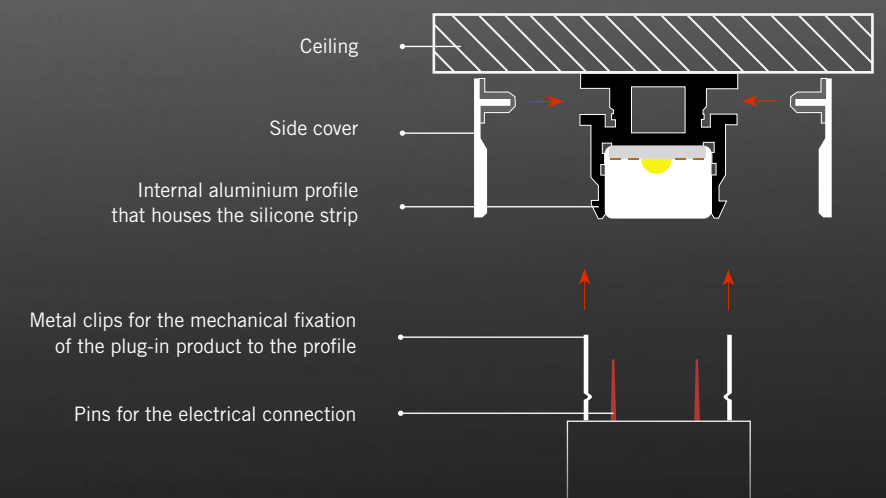
Ceiling 2 LED plug-in



The surface version of Highlighter allows to install IP System® directly on ceilings or walls without the need for any housing. The accessories “90 degree corner Joint” and “Linear Joint” further increase the design freedom giving the possibility to compose the desired IP System® configuration.

Highlighter surface mounted is available in our standard colors Black .09 and White .01 or, on request, in any special colours for maximum design freedom in the project.

IP System® is configurable with additional plug-in products with different features and functions that can be installed and then repositioned at any point of the lighting rod Highlighter, maintaining a high degree of IP protection.

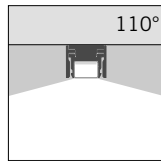
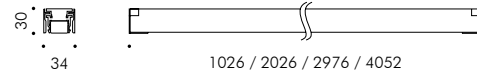


HIGHLIGHTER Surface

HIGHLIGHTER 1m / 2m / 3m / 4m
Lighting rod

COLORS:

- .01 White
- .09 Black



- S.9001W** 1,0m length
- S.9002W** 2,0m length
- S.9003W** 3,0m length
- S.9004W** 4,0m length (2 profiles of 2,0m with a unique strip LED of 4,0m)

LED MODULE **3000K** CRI90 850lm/1m 15W/1m
(on request 2700K CRI90 800lm/1m)
(on request 4000K CRI90 893lm/1m)
24Vdc PWM

Requires constant voltage 24Vdc remote power supply.


On each lighting rod Highlighter regardless of its length (1,2,3 and 4m) the total consumption of additional plug-in products shall not exceed 60W. The line dedicated to plug-in products need to be powered with a dedicated power supply.

Accessories

JUNCTIONS FOR HIGHLIGHTER SURFACE
In painted steel



S.9090
90 degree corner junction



S.9091
Linear junction

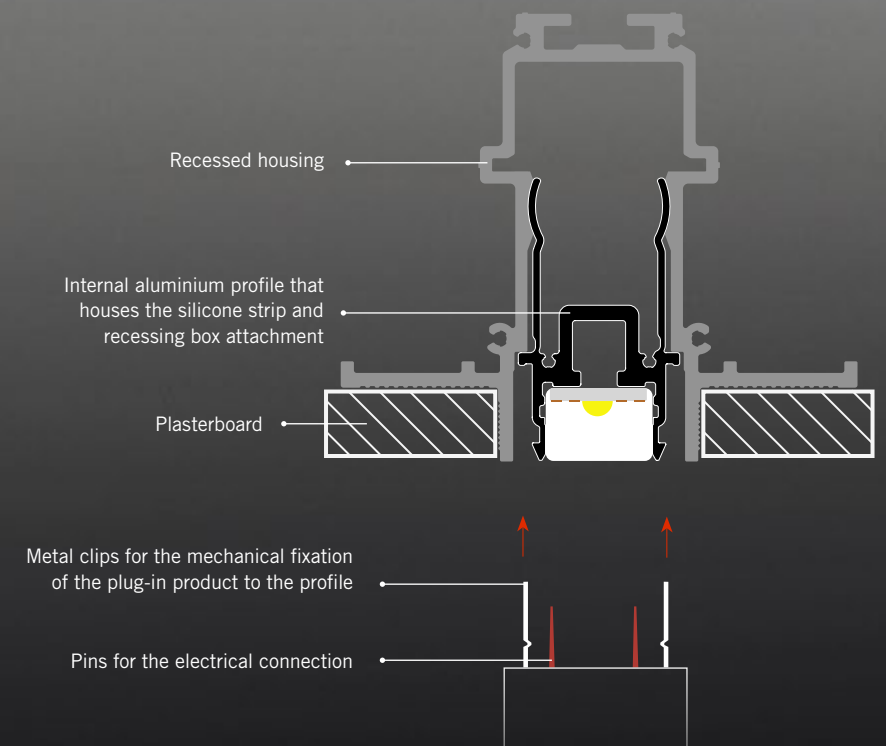




The recessed “trimless” version of IP System® allows to install lighting rod Highlighter totally flush with the ceiling in plasterboard and/or in Aquapanel® panels.

The recessing box is designed for installation on the supporting structure of the plasterboard. It is designed to host the lighting rod Highlighter on which all additional plug-in products will be installed. The built-in IP System® has a body and recessing box in black anodized aluminium, and is available in lengths of 1 meter and 2 meters.

IP System® is configurable with additional plug-in products with different features and functions, which can be installed and then repositioned anywhere on the Highlighter lighting rod, ensuring a high degree of IP protection.

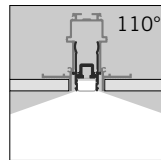
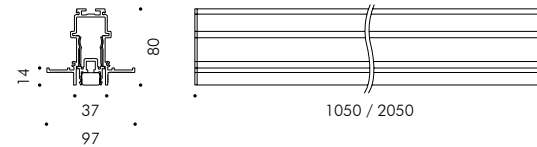
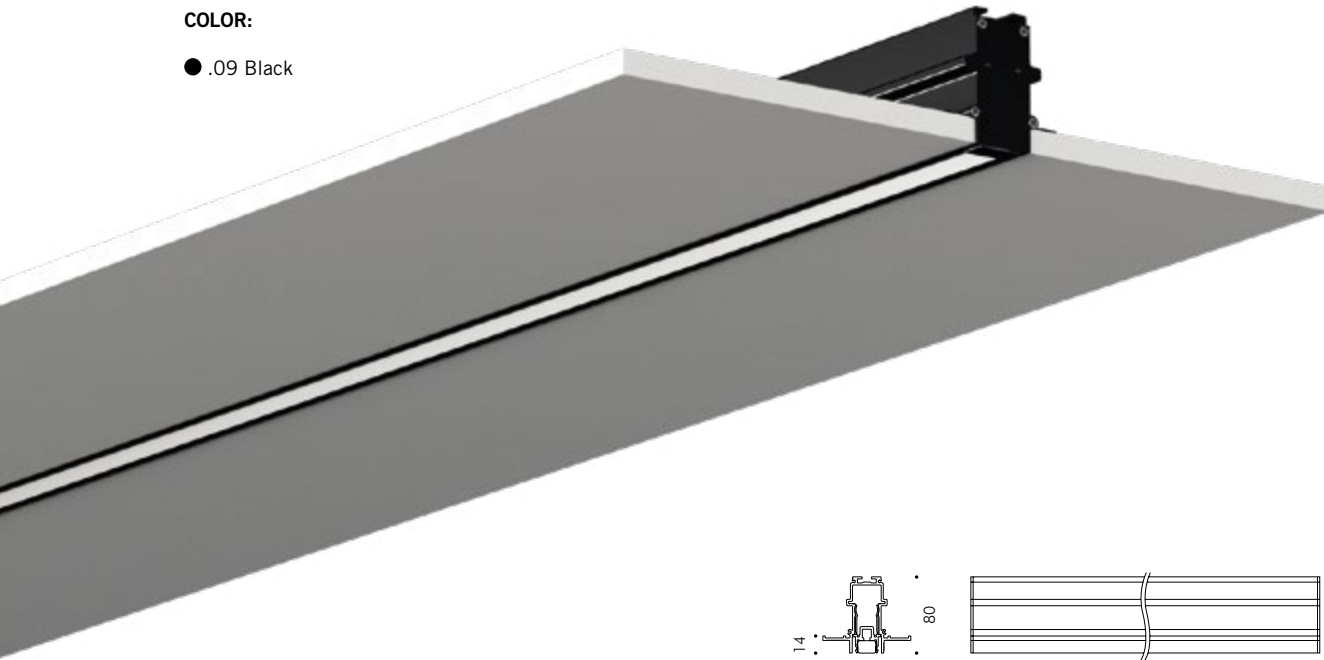


HIGHLIGHTER Recessed

HIGHLIGHTER 1m / 2m
Lighting rod

COLOR:

● .09 Black



S.9005W 1,0m length

S.9006W 2,0m length

LED MODULE **3000K** CRI90 850lm/1m 15W/1m
(on request 2700K CRI90 800lm/1m)
(on request 4000K CRI90 893lm/1m)
24Vdc PWM

Requires constant voltage 24Vdc remote power supply.

On each lighting rod Highlighter regardless of its length (1 and 2m), the total consumption of additional plug-in products shall not exceed 60W. The line dedicated to plug-in products need to be powered with a dedicated power supply.



IP System® Suspended

The suspended version of the IP System® offers the possibility of anchoring the system to ceilings, porches or pergolas through adjustable steel cables. Proposed in single-emission version (with light downwards) and bi-emission (with light both downwards and upwards) IP System®, suspension is another variant of the system, ideal both in indoor and outdoor spaces.

In the bi-emission version, the IP System® has added to the system the indirect and diffused light component even towards the ceiling. IP System®, bi-emission is composed of a central body that houses two light strips Highlighter (one upwards and the other downwards) controllable independently, for this you need 3 remote power supplies: one for the strip light downlight, one for the up-light strip and one for the additional plug-in products.

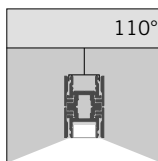
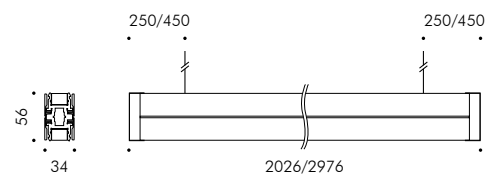
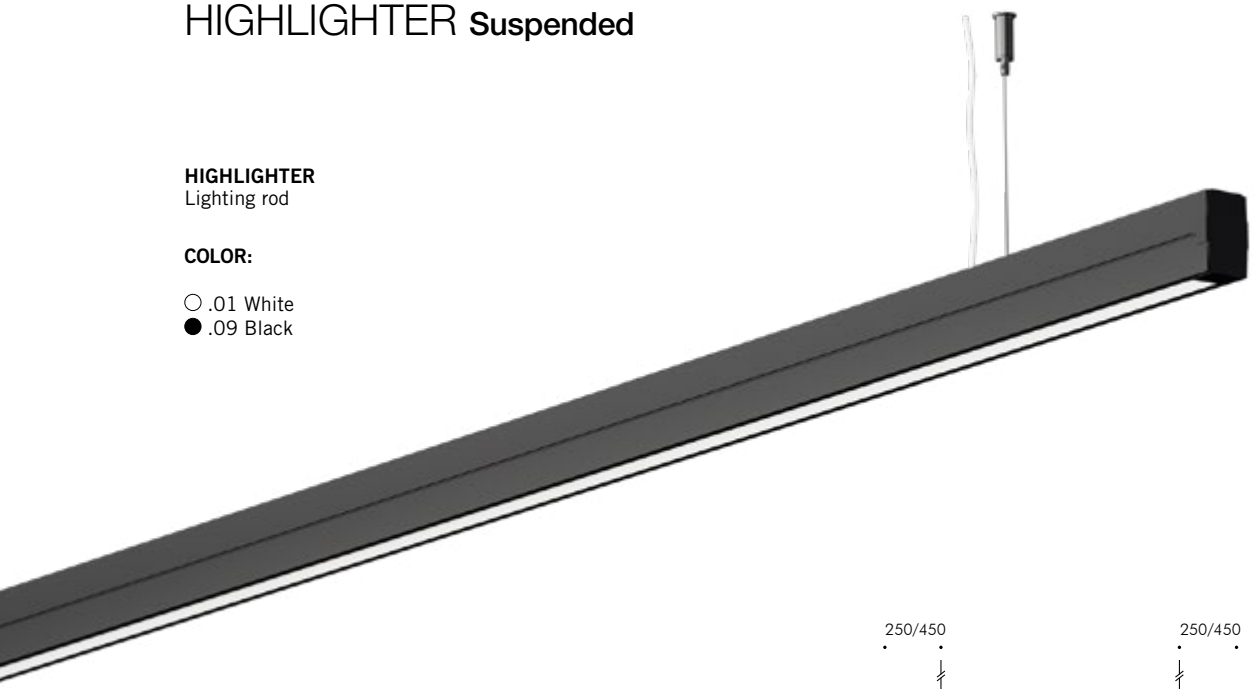


HIGHLIGHTER Suspended

HIGHLIGHTER
Lighting rod

COLOR:

- .01 White
- .09 Black

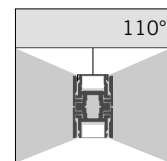


S.9082W 2,0m Single-emission down-light
S.9083W 3,0m Single-emission down-light

LED MODULE **3000K** CRI90 850lm/1m 15W/1m
(on request 2700K CRI90 800lm/1m)
(on request 4000K CRI90 893lm/1m)
24Vdc PWM

Single-emission Highlighter requires 2 remote power supplies in 24vdc constant voltage: one for the down-light strip (2,0m for S.9082W / 3,0m for S.9083W length) and one for additional plug-in products. The product comes with adjustable steel suspension cables (1,5m length) placed 25 cm from its ends. The product also comes with two power cables of 5m length.

The total consumption of additional plug-in products shall not exceed 60W.



S.9087W 2,0m Bi-emission independent up and down-light
S.9088W 3,0m Bi-emission independent up and down-light

2x LED MODULE **3000K** CRI90 850lm/1m 15W/1m
(on request 2700K CRI90 800lm/1m)
(on request 4000K CRI90 893lm/1m)
24Vdc PWM


Highlighter bi-emission requires 3 remote power supplies in 24vdc constant voltage: one for the strip down-light (2,0m for S.9087W / 3,0m for S.9088W length), one for the up-light strip (1,5m for S.9087W / 2,0m for S.9088W length) and one for additional plug-in products. The product comes with adjustable steel suspension cables (1,5m length) placed 25 cm from its ends. The product also comes with two power cables of 5m length.

You can install the plug-in products only on the Lighting rod Highlighter down-light. The total consumption of additional plug-in products must not exceed 60W.



S.9080 Ceiling Rose

The painted aluminium ceiling rose accessory is useful for masonry installations that need to hide the electric corrugated. The accessory is composed by two ceiling roses.



ACCESSORY Black shielding diffuser



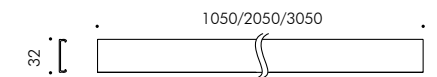
The black shielding diffuser is an aesthetic accessory compatible with all versions of the lighting rod Highlighter.

In smoked black polycarbonate allows you to make Highlighter completely black when turned off and create a screened light effect of about 50% when the light rod is on. Available in lengths of 1, 2, and 3m has a thickness of 1 mm.

The black diffuser accessory can be easily cut by the installer using a circular saw and positioned very close to the plug-in products on the lighting rod Highlighter.

ACCESSORY Black shielding diffuser

BLACK SHIELDING
Available for each version
of the lighting rod Highlighter



- S.9095 1,0m length
- S.9096 2,0m length
- S.9097 3,0m length

Black polycarbonate diffuser must be carefully cut by the installer with a circular saw where plug-in products will be installed.

For transport reasons, the black diffuser accessory can only be supplied when ordering the lighting rod Highlighter.



When Highlighter is OFF

Highlighter off, with polycarbonate black diffuser.
The polycarbonate black diffuser is a screening element. When Highlighter is off, the black diffuser turns the silicone strip into black.



When Highlighter is ON

Highlighter on, with polycarbonate black diffuser.
The polycarbonate black diffuser is a screening element. When Highlighter is on, the polycarbonate diffuser would turn into light grey and the light emitted will be of around 50%.





IP System® allows to combine a diffuse light effect, provided by the lighting rod Highlighter, with additional ambient and accent light effects provided by the plug-in products who are available with different optic configurations.

CEILING is a linear downlight that thanks to its rearward optics, guarantees a total absence of glare and an excellent distribution of the beam on the ground. The glass is properly interposed between the internal reflectors and the external cowls. Ceiling plug-in is ideal for illuminating double height spaces or where a good even horizontal illumination is required.

TRENDY plug-in is a downlight with fixed comfortable optics consisting of 3 lenses and its cowls. Despite its reduced dimensions, it ensures excellent levels of lighting and visual comfort.

Die-cast EN AB-47100 aluminium housing with high corrosion resistance. Clear toughened glass 4 mm thick. Comfort optic: clear lenses with the retracted position of the LED. No visible stainless steel screws. Fast clip-on fixation system and pins for the electrical connection. Silicone gaskets. Plug-in fixtures protected against the reverse polarity. Double powder paint. Constant voltage 24Vdc from the electrical connection to the HIGHLIGHTER lighting profile.

The overall consumption of the plug-in fixtures on each lighting rod Highlighter (regardless of its length 1, 2 or 3m) must not exceed 60W

P.N. Removal or replacement of the additional fixtures must be carried out by a qualified professional through the use of special tools.

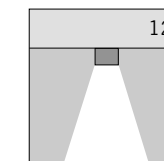
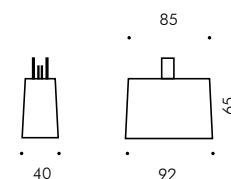
PROTECTION CLASS IP65
ISOLATION CLASS CLASS III ⬢
MECHANICAL RESISTANCE IK07
Remote power supply 24Vdc not included.

PATENTED REGISTERED DESIGN

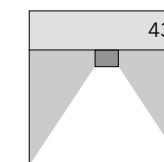
COLORS:
.01 White
.09 Black

TRENDY Plug-in

TRENDY 3 LED plug-in
Fix downlight IP65



S.9030W Spot beam with lenses
LED MODULE 3000K CRI90 580lm 4,2W
(on request 2700K CRI90 536lm)
(on request 4000K CRI80 714lm)
Rated input power 5,2W 24Vdc PWM.

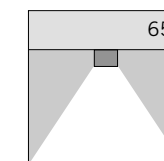
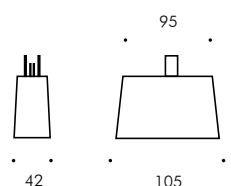


S.9031W Flood beam with lenses
LED MODULE 3000K CRI90 580lm 4,2W
(on request 2700K CRI90 536lm)
(on request 4000K CRI80 714lm)
Rated input power 5,2W 24Vdc PWM.

24Vdc electrical connection from the HIGHLIGHTER lighting profile.

CEILING Plug-in comfort

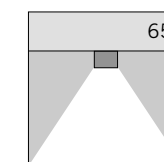
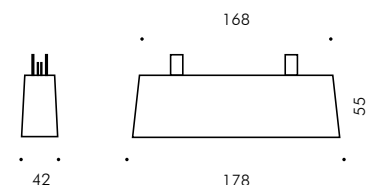
CEILING 2 LED plug-in comfort
Linear fix downlight IP65



S.9045W Wide Flood beam with reflectors
LED MODULE 3000K CRI90 520lm 4,2W
(on request 2700K CRI90 480lm)
(on request 4000K CRI80 640lm)
Rated input power 5,2W 24Vdc PWM.

24Vdc electrical connection from the HIGHLIGHTER lighting profile.

CEILING 4 LED plug-in comfort
Linear fix downlight IP65



S.9050W Wide Flood beam with reflectors
LED MODULE 3000K CRI90 1040lm 8,4W
(on request 2700K CRI90 960lm)
(on request 4000K CRI80 1280lm)
Rated input power 10,4W 24Vdc PWM.

24Vdc electrical connection from the HIGHLIGHTER lighting profile.

PLUG-IN TILTABLE OPTIC



IP System® offers a wide range of adjustable plug-in solutions.

FLOWER 35 plug-in is a micro-projector with IP65 comfortable directional optics engineered to be applied to the lighting rod HIGHLIGHTER. It offers high lighting performance while maintaining minimum dimensions. It's available with fixed Spot optic 14°, with fixed Medium optic 22°, with fixed Flood optic 41° or in the COMFORT version with rearward optic and honeycomb.

FLOWER ZOOM 60 plug-in is a multifocal projector with adjustable beam even when installed. The gradual adjustment that brings the beam from Medium 22° to Flood 43° is always possible and takes place with a simple manual rotation of the front bezel. Also Flower ZOOM 60 plug-in is available in the COMFORT solution, with rear and honeycomb optics.

FLOWER ZOOM 60 COMFORT WITH INDIVIDUAL CONTROL confirms all the technical and lighting characteristics of the similar product FLOWER ZOOM 60 COMFORT, also adding an important electronic component. Through the DALI interface, each element can be controlled and managed individually both in terms of switching on and off, both in terms of flux regulation.

Die-cast EN AB-47100 aluminium housing with high corrosion resistance. Clear toughened glass 4 mm thick. Comfort optic: clear lenses with the retracted position of the LED. No visible stainless steel screws. Fast clip-on fixation system and pins for the electrical connection. Silicone gaskets. Plug-in fixtures protected against the reverse polarity. Double powder paint extra resistant. Constant voltage 24Vdc from the electrical connection to the HIGHLIGHTER lighting profile.

The overall consumption of the plug-in fixtures on each lighting rod Highlighter (regardless of its length 1, 2 or 3m) must not exceed 60W.

P.N. Removal or replacement of the additional fixtures must be carried out by a qualified professional through the use of special tools.

PROTECTION CLASS IP65

ISOLATION CLASS CLASS III

MECHANICAL RESISTANCE IK07

Remote power supply 24Vdc not included.

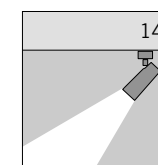
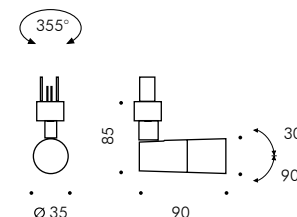
PATENTED REGISTERED DESIGN

COLORS:

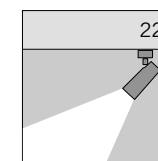
- .01 White
- .09 Black

FLOWER 35 Plug-in

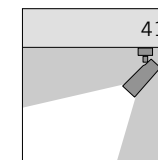
FLOWER 35 plug-in
Tilttable micro-projector with fix optic IP65



S.9010W Spot beam with lens
MODULE LED 3000K CRI90 492lm 5,4W
(on request 2700K CRI90 426lm)
(on request 4000K CRI80 570lm)
Rated input power 7,0W 24Vdc PWM



S.9012W Medium beam with lens
MODULE LED 3000K CRI90 492lm 5,4W
(on request 2700K CRI90 426lm)
(on request 4000K CRI80 570lm)
Rated input power 7,0W 24Vdc PWM

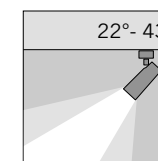
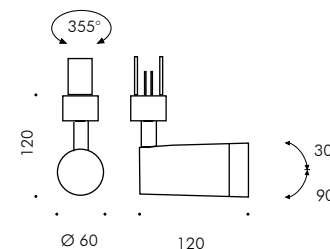


S.9011W Flood beam with lens
MODULE LED 3000K CRI90 492lm 5,4W
(on request 2700K CRI90 426lm)
(on request 4000K CRI80 570lm)
Rated input power 7,0W 24Vdc PWM

24Vdc electrical connection from the HIGHLIGHTER lighting profile.

FLOWER ZOOM 60 Plug-in

FLOWER ZOOM 60 plug-in
Tilttable projector with adjustable optic IP65

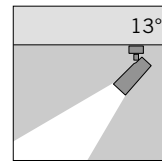



S.9020W From Medium to Flood beam with lens
MODULE LED 3000K CRI90 852lm 8,6W
(on request 2700K CRI90 807lm)
(on request 4000K CRI80 1056lm)
Rated input power 10,4W 24Vdc PWM

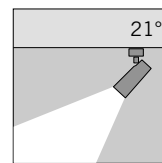
24Vdc electrical connection from the HIGHLIGHTER lighting profile.

FLOWER 35 COMFORT Plug-in

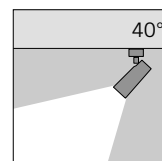
FLOWER 35 COMFORT plug-in
Tilttable micro-projector with fix comfort rearward optic and honeycomb IP65



S.9017W Spot beam with comfort optic
LED MODULE **3000K** CRI90 492lm 5,4W
(on request 2700K CRI90 426lm)
(on request 4000K CRI80 570lm)
Rated input power 7,0W 24Vdc PWM



S.9018W Medium beam with comfort optic
MODULE LED **3000K** CRI90 492lm 5,4W
(on request 2700K CRI90 426lm)
(on request 4000K CRI80 570lm)
Rated input power 7,0W 24Vdc PWM

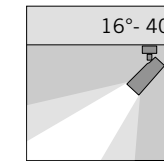


S.9019W Flood beam with comfort optic
MODULE LED **3000K** CRI90 492lm 5,4W
(on request 2700K CRI90 426lm)
(on request 4000K CRI80 570lm)
Rated input power 7,0W 24Vdc PWM

24Vdc electrical connection from the HIGHLIGHTER lighting profile

FLOWER ZOOM 60 COMFORT INDIVIDUAL CONTROL Plug-in

FLOWER ZOOM 60 COMFORT plug-in with individual control
Tilttable projector with adjustable comfort rearward optic and honeycomb IP65



S.9026W From Medium to Flood beam
MODULE LED **3000K** CRI90 852lm 8,6W
(on request 2700K CRI90 807lm)
(on request 4000K CRI80 1056lm)
Rated input power 10,4W 24Vdc PWM

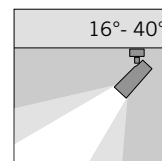
Accessory



S.9099 Master Interface
Combined with a common 60W 24V On-Off power supply, it controls Flower ZOOM 60 products with DALI single control up to a maximum power of 60W total for each Highlighter rod. Only individual-controlled Flower ZOOM 60 products should be used in this configuration.

FLOWER ZOOM 60 COMFORT Plug-in

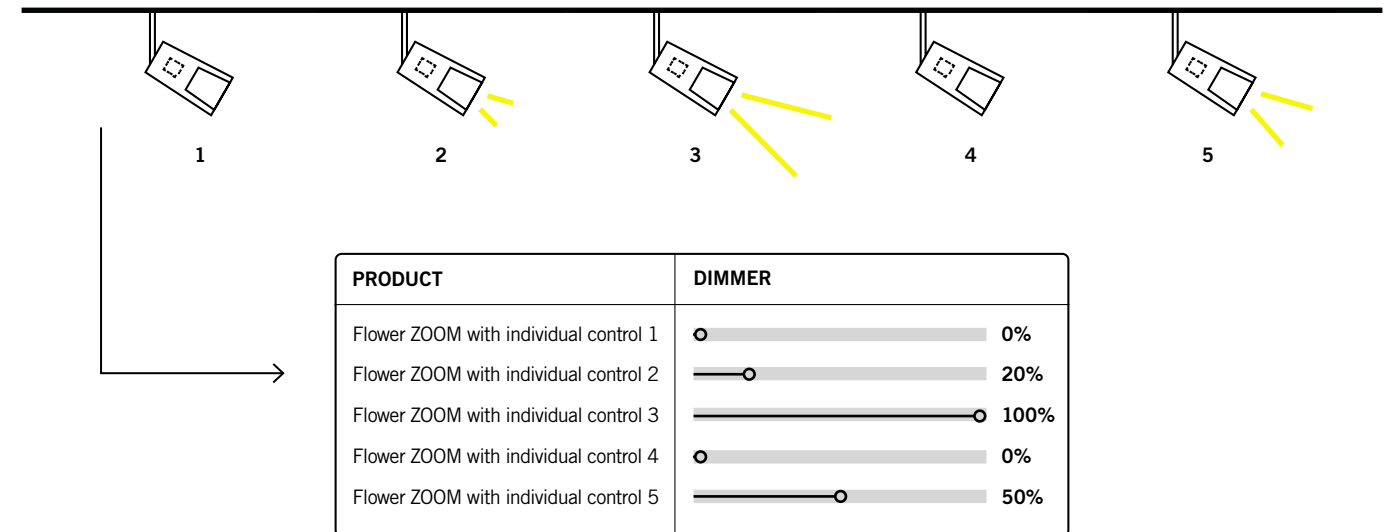
FLOWER ZOOM 60 COMFORT plug-in
Tilttable projector with adjustable comfort rearward optic and honeycomb IP65



S.9021W From Medium to Flood beam with comfort optic
MODULE LED **3000K** CRI90 852lm 8,6W
(on request 2700K CRI90 807lm)
(on request 4000K CRI80 1056lm)
Rated input power 10,4W 24Vdc PWM

24Vdc electrical connection from the HIGHLIGHTER lighting profile

OPERATING SCHEME OF FIVE FLOWER ZOOM PLUG-IN WITH INDIVIDUAL CONTROL



A maximum of n.5 Flower ZOOM 60 **Individual control** can be installed on one Highlighter, regardless of its length. These can be controlled independently of each other and of the Highlighter lighting rod thanks to the DALI protocol.

Each Highlighter lighting rod, used for the installation of the single control products, needs n.1 master interface accessory (S.9099) for DALI control.

PLUG-IN SUSPENDED



FINGER plug-in a solution with a slim and minimal design, suitable for any environment both outdoor and indoor. The rearward source, that ensures a uniform and comfortable light, together with the chance to adapt the suspension cable for any requirement, means Finger plug-in to be the perfect element to ensure the right atmosphere to any relaxing and social area, with the proper quantity of light perceived from the human eye.

Die-cast EN AB-47100 aluminium housing with high corrosion resistance. Clear toughened glass 4 mm thick. Comfort optic: clear lenses with the retracted position of the LED. No visible stainless steel screws. Fast clip-on fixation system and pins for the electrical connection. Silicone gaskets. Plug-in fixtures protected against the reverse polarity. Double powder paint extra resistant. Constant voltage 24Vdc from the electrical connection to the HIGHLIGHTER lighting profile.

The overall consumption of the plug-in fixtures on each lighting rod Highlighter (regardless of its length 1, 2 or 3m) must not exceed 60W.

P.N. Removal or replacement of the additional fixtures must be carried out by a qualified professional through the use of special tools.

PROTECTION CLASS
IP65

ISOLATION CLASS
CLASS III ⚡

MECHANICAL RESISTANCE
IK07

Remote power supply 24Vdc not included.

PATENTED
REGISTERED DESIGN

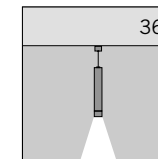
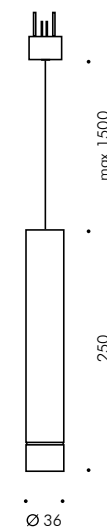
COLORS:

.01 White

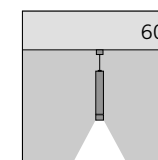
.09 Black

FINGER Plug-in comfort

FINGER plug-in comfort
Suspended fix rearward optic IP65



S.9035W Flood beam with lens
MODULE LED **3000K** CRI90 492lm 5,4W
(on request 2700K CRI90 426lm)
(on request 4000K CRI80 570lm)
Rated input power 7,0W 24Vdc PWM
Supplied with 1,5m adjustable cable



S.9036W Wide beam with lens
MODULE LED **3000K** CRI90 492lm 5,4W
(on request 2700K CRI90 426lm)
(on request 4000K CRI80 570lm)
Rated input power 7,0W 24Vdc PWM
Supplied with 1,5m adjustable cable

24Vdc electrical connection from the HIGHLIGHTER lighting profile.

