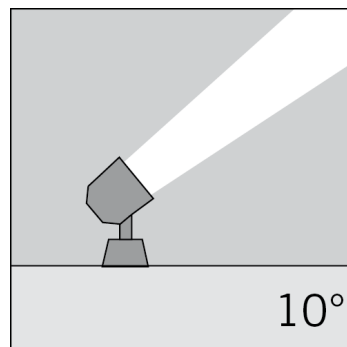
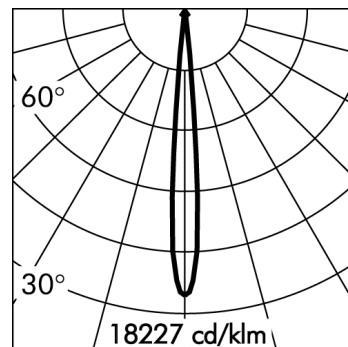
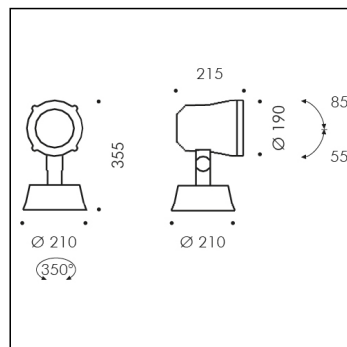


TECHNO SPOT



h(m)	10° Ø(m)	3000K E(lx)
4	0.67	3079
8	1.34	770
12	2.02	342
16	2.69	192
20	3.36	123

Item no longer in the catalogue.

S.3511W

1 module COB 3000K 220-240Vac ON-OFF
Spotlights



Light Source Technical Data

Light source type:	COB
Colour temperature:	3000K
Rated module luminous flux:	4200lm
Rated luminaire luminous flux:	2703lm
Rated luminaire power:	37W
Luminaire efficacy:	73lm/W
Color Rendering Index:	CRI 90

Standard Deviation Color Matching: MacAdam step 3

Temperature and life time Technical Data

LED Lifetime:	L80 B10 70.000h Ta 25°C L80 B10 50.000h Ta 40°C
Lifespan of the LUMINAIRE:	min. 70.000h Ta 25°C min. 50.000h Ta 40°C
Performance ambient temperature:	Tq 25°C
Operating ambient temperature range:	da -20°C a +50°C
Storage temperature range:	da -20°C a +60°C

Power Supply Technical Data

Voltage (AC):	220-240Vac
Frequency (AC):	50/60Hz
Dimmable:	NOT DIMMABLE (ON-OFF)
Inrush Current:	25A 200µsec
Max. quantity of fixtures for Minature Circuit Breaker type B16A:	24
Max. quantity of fixtures for Minature Circuit Breaker type C16A:	40
Surge protection (between L-N):	1kV
Surge protection (between L/N-PE):	2kV

Technical Installation Data

Electrical insulation class:	I
Protection class IP:	IP65
Mechanical resistance:	IK06
Weight:	5.33Kg

SPECIAL VERSION ON REQUEST: this Luminaires can be supplied with a surcharge in class III (without power supply). Requires working remote power supply in constant current at 900mA V_{fmin}=V_{dc} V_{fmax}=V_{dc}. Example SIMES compatible power supplies (check the complete list of the drivers on the catalogue):

Art. S.2410 POWER SUPPLY DALI2 230V/350-1050mA 57,8W IP67

Art. S.3427 POWER SUPPLY Dali, 1-10V, PUSH MULTI-POWER 230V/350mA-1050mA IP20

NB: Use 1 Power Supply for each Luminaires

S.3511W REV: A

TECHNO SPOT
S.3511W**SPECS SHEET****LUMINAIRE TYPE**

Projector. IP rating IP 65

MATERIAL CHARACTERISTICS

Aluminium die cast housing in EN AB-47100 (low copper content) with high resistance against corrosion. Stone wash surface treatment prior to painting process. A4 grade Stainless Steel screws with 2,5-3% molybdenum content which increases the resistance against corrosion. Pre treated Silicone Gaskets. Painting Process : 3 Step Process

1) Surface treatment with BONDERITE. A heavy metal free chemical surface treatment containing ceramic nano particles giving a cohesive, inorganic and highly dense protective coating. 2) PRE POLYMERIZATION a process of introducing an epoxy primer with excellent characteristics to the paint which also offers very high resistance to oxidation due to its Zinc content. 3) POLYMERIZATION a process with the application of polyester powder with high resistance against UV rays and harsh weather conditions. Resistance test protection for Marine applications for 1200h. 4 mm thick tempered glass diffuser. Mechanical resistance IK 06 Maximum load capacity --

LIGHTING PERFORMANCE

The lathed anodized reflector is composed of 99,98% pure anodized aluminium with a bright polish finish. LOR --

INSTALLATION AND MAINTENANCE

The projector is supplied with graduated ferrules on both sides of the fitting. Power supply connection takes place by means of a disconnecting switch. This facilitates installation on walls because you can attach the base and do the wiring, positioning the complete unit at the end of the installation.

WIRING

Single cable entry with PG13,5 (Ø 6÷12 mm) cable gland. Isolation: CLASS I . Available colours: Aluminium grey (cod.14), Anthracite grey (cod.24).
Weight: 5.33 Kg Glow Wire test: 850°C

LED module included

This luminaire contains built-in LED modules. In case of damage or malfunction please contact the manufacturer to receive additional instructions on how to replace and relative spare parts to order. The LED modules cannot be handled in the luminaire by the end user.

This product contains a light source of energy efficiency class (EPREL - European Product Registry for Energy Labelling): E.

LED modules are engineered accordingly to the existing regulations of Lumen Maintenance (LM80) and Technical Memorandum (TM21), where uniformity and quality of the light is 70,000 hours referred to L80 B10 Ta 25 ° C (50,000 hours referable to L80 B10 Ta 40°C). Lifespan of the luminaire min. 70.000 hours Ta 25°C, min. 50,000 hours at 40°C. Performance Ambient temperature Tq 25°C. Operating ambient temperature range is from -20°C to +50°C. Storage temperature range from -20°C to +60°C.

ELECTRONIC EQUIPMENT SENSITIVE TO OVERVOLTAGE.

We recommend installing surge protection devices "SPD" in the electrical system. Protection devices prevent the intensity of these phenomena's, protecting the appliances from the risk of being damaged and extending the lifespan. Outdoor luminaires are subject to all types of permanent, temporary, or transient electrical disturbances. Such disturbances can create permanent damage or failure affecting its performance and durability. The surge protection device (supplied by SIMES) is utilized to limit the destructive effect of these phenomena. We suggest that each luminaire must be connected to one protection device at not more than 10m away. For correct coordination of the protections, a surge protection device must also be provided inside the electrical panel of the system (the selection of this device must be carried out from the electrical designer and is not supplied by SIMES).

TECHNO SPOT
S.3511W**ACCESSORIES****S.2498****SURGE PROTECTION DEVICE 10kV CLASS I**

Compatible with all lighting fixtures classified under electrical Protection Class I Rated voltage 230-277V SPD type 2+3 Max Surge Protection 10kV IP67

EACH FIXTURE MUST BE CONNECTED TO ONE SINGLE SURGE PROTECTION DEVICE AT A DISTANCE OF NO MORE THAN 10m AWAY.

**S.3554****STAKE IN POLYPROPYLENE**

Colour: black (code 09)
Total length = 420 mm

**S.2495****DALI2 RELAY SWITCH for ON-OFF (NOT DIMMABLE) 230V LUMINAIRES**

Allows to make a remote controll of ON-OFF not dimmable 230V luminaires via DALI2 protocol. IP20 Max nominal load 1000VA Max switching current 8A Max inrush current 80A Dimensions 32,5mm x 15mm x 58,5mm NB: the Luminaire can be controlled remotely in ON-OFF mode only and not in dimmed mode.

The total quantity of the Inrush currents of the luminaires/fixtures that you want to connect to the DALI2 RELAY SWITCH, must not exceed the maximum value of 80A.

**S.2496****DALI2 RELAY SWITCH for ON-OFF (NOT DIMMABLE) 230V LUMINAIRES**

Allows to make a remote controll of ON-OFF not dimmable 230V luminaires via DALI2 protocol. IP67 Max nominal load 1000VA Max switching current 8A Max inrush current 80A Dimensions 175,5mm x 86,5mm x 43mm NB: the Luminaire can be controlled remotely in ON-OFF mode only and not in dimmed mode.

The total quantity of the Inrush currents of the luminaires/fixtures that you want to connect to the DALI2 RELAY SWITCH, must not exceed the maximum value of 80A.